



(1) EC-TYPE-EXAMINATION CERTIFICATE (Translation)

(2) Equipment and Protective Systems Intended for Use in Potentially Explosive Atmospheres - **Directive 94/9/EC**



(3) EC-type-examination Certificate Number:

PTB 00 ATEX 1074

(4) Equipment: Control, load, master, motor and safety switch of type GHG 261. R

(5) Manufacturer: CEAG Sicherheitstechnik GmbH

(6) Address: Neuer Weg Nord 49, 69412 Eberbach

(7) This equipment and any acceptable variation thereto are specified in the schedule to this certificate and the documents therein referred to.

(8) The Physikalisch-Technische Bundesanstalt, notified body No. 0102 in accordance with Article 9 of the Council Directive 94/9/EC of 23 March 1994, certifies that this equipment has been found to comply with the Essential Health and Safety Requirements relating to the design and construction of equipment and protective systems intended for use in potentially explosive atmospheres, given in Annex II to the Directive.

The examination and test results are recorded in the confidential report PTB Ex 00-10038.

(9) Compliance with the Essential Health and Safety Requirements has been assured by compliance with:

EN 50014:1997

EN 50018:1994

EN 50019:1994

(10) If the sign "X" is placed after the certificate number, it indicates that the equipment is subject to special conditions for safe use specified in the schedule to this certificate.

(11) This EC-type-examination Certificate relates only to the design and construction of the specified equipment in accordance with Directive 94/9/EC. Further requirements of this Directive apply to the manufacture and supply of this equipment.

(12) The marking of the equipment shall include the following:

II 2 G EEx ed IIC T6

Zertifizierungsstelle Explosionsschutz

Braunschweig, October 30, 2000

By order:

Dr.-Ing. U. Klausmeyer
Regierungsdirektor



(13)

SCHEDULE

(14)

EC-TYPE-EXAMINATION CERTIFICATE PTB 00 ATEX 1074

(15)

Description of equipment

The control, load, master, motor and safety switch of type GHG 261R... consists of a plastic enclosure of the type of protection Increased Safety "e" provided with a built-in switch of the type of protection Flameproof Enclosure "d" and a terminal of the type of protection Increased Safety "e".

Connection is from the outside via Ex cable entries.

All built-in and coupled components were separately tested and certified and are covered by separate test certificates.

Technical data

with built-in switch component GHG 23.R.... (PTB 98 ATEX 1116 U)

Rated insulation voltage

- positive make-contact version...	400 V
- positive break-contact version ..	400 V

Making and breaking capacity

utilization category AC 3

rated voltage U_e	up to	400 V
rated current I_e	max.	10 A

Utilization category AC 11

rated voltage U_e	up to	230 V	400 V
rated current I_e	max.	10 A	6 A

Utilization category DC 1

rated voltage U_e	up to	60 V	110 V	230 V
single-break.....	max.	10 A	1 A	0.5 A
rated current I_e				
double break.....	max.	10 A	1.85 A	0.8 A

Utilization category DC 11

rated voltage U_e	up to	24 V	60 V	110 V	230 V
single-break.....	max.	6 A	0.8 A	0.5 A	0.3 A
rated current I_e					
double break.....	max.	6 A	0.8 A	0.5 A	0.4 A

Rated cross-section max. 1,5 mm² (finely stranded) or 2,5 mm² (single core)

Ambient temperature range: -55 °C to +52 °C

sheet 2/3

In accordance with the relevant provisions, rated values other than those stated above will be permissible if the making and breaking capacity is complied with; they must be specified by the manufacturer, in dependence on the mode of operation, utilization category, etc.

(16) Test report PTB Ex 00-10038

(17) Special conditions for safe use

none

(18) Essential health and safety requirements

The tests carried out and their positive results show that the control, load, master, motor and safety switch of type GHG 261R... meets the requirements of Directive 94/9/EC and of the standards stated on the cover sheet.

Zertifizierungsstelle Explosionsschutz

By order:

Dr.-Ing. U. Klausmeyer
Regierungsdirektor



Braunschweig, October 30, 2000

1. SUPPLEMENT

according to Directive 94/9/EC Annex III.6

to EC-TYPE-EXAMINATION CERTIFICATE PTB 00 ATEX 1074

(Translation)

Equipment: Control, load, master, motor and safety switch of type GHG 261 R....

Marking:  II 2 G EEx ed IIC T6

Manufacturer: CEAG Sicherheitstechnik GmbH

Address: Neuer Weg Nord 49
69412 Eberbach

Description of supplements and modifications

The control, load, master, motor and safety switch of type GHG 261 R may now also be used in areas in which explosive atmosphere caused by air/dust mixtures are likely to occur.

Hence the marking changes into:

 II 2 G/D EEx de IIC T6 IP66 T 53 °C

Test report: PTB Ex 00-10247

Zertifizierungsstelle Explosionsschutz

By order:

Dr.-Ing. Klausmeyer
Regierungsdirektor



Braunschweig, December 22, 2000

Physikalisch-Technische Bundesanstalt • Postfach 33 45 • 38023 Braunschweig

Cooper-Crouse Hinds GmbH
z. Hd. Frau Frankhauser

Neuer Weg Nord 49
69412 Eberbach

Ihr Zeichen:
Ihre Nachricht vom: 15.04.2008
Unser Zeichen:
Unsere Nachricht vom:

Bearbeitet von: Dr. Monika Schumann
Telefondurchwahl: +49 (0) 531-592-3515
Telefaxdurchwahl: +49 (0) 531-592-3505
E-Mail: Monika.Schumann@ptb.de

Datum: 6. Juni 2008

**Normengenerationsänderung nach EN 60079-0 ff, EN 61241-0 ff
Steuer-, Last-, Haupt-, Motor und Sicherheitsschalter Typ GHG 261 R....
Control, load, master, motor and safety switch, type GHG 261R...
PTB 00 ATEX 1074**

Sehr geehrte Frau Frankhauser,

es bestehen keine sicherheitstechnischen Bedenken,
den Steuer-, Last-, Haupt-, Motor und Sicherheitsschalter Typ GHG 261 R....
mit folgenden Kennzeichnungen zu versehen:

 II 2 G Ex e d IIC T6

 II 2 D Ex tD A21 IP66 T 80 °C

Wir bitten Sie, diese Änderungen bei zukünftigen Ergänzungen mit aufzunehmen.

Translation

there are no safety-related objections from PTB to mark
the control, load, master, motor and safety switch of type GHG 261R... as follows

 II 2 G Ex e d IIC T6

 II 2 D Ex tD A21 IP66 T 80 °C

We would like to ask you to include this change into the next supplement.

Mit freundlichen Grüßen
Im Auftrag



Dr. Schumann
Regierungsrätin

600 00 9

Achtung! Neue Bankverbindung:

Physikalisch-Technische Bundesanstalt

Braunschweig und Berlin

Physikalisch-Technische Bundesanstalt • Postfach 33 45 • 38023 Braunschweig

Cooper-Crouse Hinds GmbH
z. Hd. Frau Frankhauser

Neuer Weg Nord 49
69412 Eberbach

Ihr Zeichen:
Ihre Nachricht vom: 16.07.2008
Unser Zeichen:
Unsere Nachricht vom:

Bearbeitet von: Dr. Monika Schumann
Telefondurchwahl: +49 (0) 531-592-3515
Telefaxdurchwahl: +49 (0) 531-592-3415
E-Mail: Monika.Schumann@ptb.de

Datum: 21.07.2008

Messingflansch (Gr. 0, 1 & 2) und Außenerdung

Sehr geehrte Frau Frankhauser,


es bestehen keine sicherheitstechnischen Bedenken, den Messingflansch (Gr. 0, 1 & 2) und die Außenerdung in folgenden Betriebsmitteln einzusetzen und mit folgender Kennzeichnung zu versehen:

- Sicherheitsschalter Typ GHG 262.... R.... /GHG 263.... R...., PTB 99 ATEX 1161
- Sicherheitsschalter Typ GHG 264.... R...., PTB 00 ATEX 1091

 II 2 G Ex d e ia IIC T6

 II 2 D Ex tD A21 IP66 T80 °C

- Sicherheitsschalter Typ GHG 265.... R.... / GHG 266.... R...., PTB 99 ATEX 1164

 II 2 G Ex d e IIC T6

 II 2 D Ex tD A21 IP66 T80 °C

- Sicherheitsschalter Typ GHG 292.... R.... / GHG 293.... R...., PTB 99 ATEX 1163

 II 2 G Ex d e ia IIC T5 bzw. T6

 II 2 D Ex tD A21 IP66 T80 °C

- Motorschutzschalter Typ GHG 635.1...R...., PTB 99 ATEX 1162

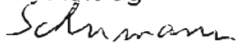
 II 2 G Ex d e IIC T5 bzw. T6

 II 2 D Ex tD A21 IP66 T80 °C

Wir bitten Sie, diese Änderungen bei zukünftigen Ergänzungen mit aufzunehmen.

Mit freundlichen Grüßen

Im Auftrag


Dr. Schumann
Regierungsrätin

600 00 9

Hausadresse, Lieferanschrift:
Bundesallee 100
38116 Braunschweig
Deutschland

Telefon (Zentrale): 0531 592-0
Telefax (Zentrale): 0531 592-9292
E-Mail (Zentrale): poststelle@ptb.de
Internet: <http://www.ptb.de>

Achtung! Neue Bankverbindung:

Bundeskasse Halle
Landeszentralbank Halle
Konto: 800 010 00
BLZ: 800 000 00

PTB Berlin-Charlottenburg
Abbestraße 2-12
10587 Berlin
Deutschland

Physikalisch-Technische Bundesanstalt

Braunschweig und Berlin

Physikalisch-Technische Bundesanstalt • Postfach 33 45 • 38023 Braunschweig

Cooper-Crouse Hinds GmbH
z. Hd. Frau Frankhauser

Neuer Weg Nord 49
69412 Eberbach

Ihr Zeichen:
Ihre Nachricht vom: 16.07.2008
Unser Zeichen:
Unsere Nachricht vom:

Bearbeitet von: Dr. Monika Schumann
Telefondurchwahl: +49 (0) 531-592-3515
Telefaxdurchwahl: +49 (0) 531-592-3415
E-Mail: Monika.Schumann@ptb.de

Datum: 21.07.2008

Brass flange (Gr. 0, 1 &2) and earth connector

Dear Ms. Frankhauser,

there are no safety-related objections from PTB to use the brass flange (size 1 & 2) and the earth connector in following apparatus and mark them as follows:

- Safety switch type GHG 262.... R.... /GHG 263.... R...., PTB 99 ATEX 1161
- Safety switch type GHG 264.... R...., PTB 00 ATEX 1091

 II 2 G Ex d e ia IIC T6


 II 2 D Ex tD A21 IP66 T80 °C

- Safety switch type GHG 265.... R.... / GHG 266.... R...., PTB 99 ATEX 1164

 II 2 G Ex d e IIC T6


 II 2 D Ex tD A21 IP66 T80 °C

- Safety switch type GHG 292.... R.... / GHG 293.... R...., PTB 99 ATEX 1163

 II 2 G Ex d e ia IIC T5 bzw. T6

 II 2 D Ex tD A21 IP66 T80 °C

- Safety switch for engines type GHG 635.1...R...., PTB 99 ATEX 1162


 II 2 G Ex d e IIC T5 bzw. T6

 II 2 D Ex tD A21 IP66 T80 °C

We would like to ask you to include this change into the next supplement.

With kind regards

By order



Dr. Schumann
Regierungsrätin

600 00 9

Hausadresse, Lieferanschrift.
Bundesallee 100
38116 Braunschweig
Deutschland

Telefon (Zentrale): 0531 592-0
Telefax (Zentrale): 0531 592-9292
E-Mail (Zentrale): poststelle@ptb.de
Internet: <http://www.ptb.de>

Achtung! Neue Bankverbindung:

Bundeskasse Halle
Landeszentralbank Halle
Konto: 800 010 00
BLZ: 800 000 00

PTB Berlin-Charlottenburg
Abbestraße 2-12
10587 Berlin
Deutschland